

## Q700-UP M/F

with  
SEDEO® PRO ADVANCED™

UK  
CA  
CE

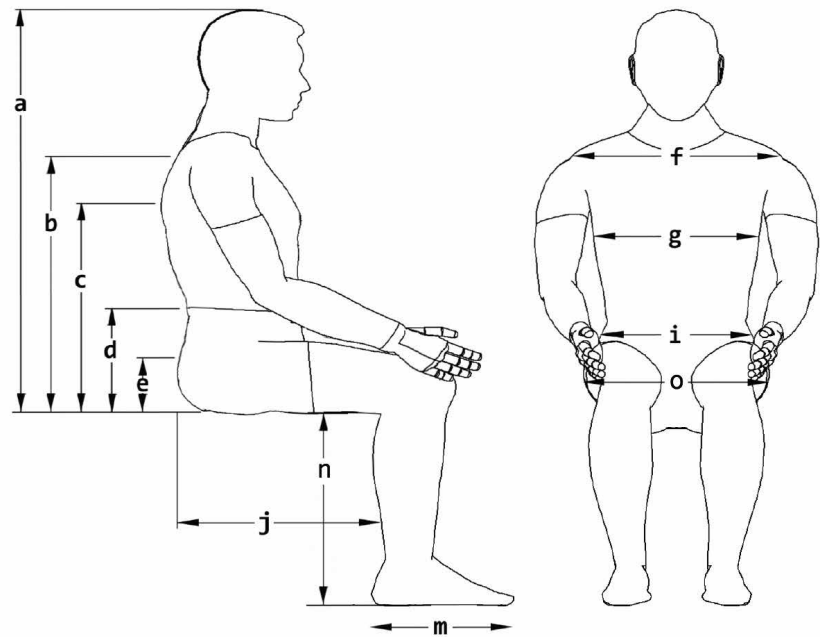


## ORDER FORM

Billing Address Or Customer-ID				Shipping Address		Identical To Billing Address	
C.-ID:				C.-ID:			
Name:				Name:			
Street:				Street:			
Town/PC:				Town/PC:			
E-Mail:				E-Mail:			
Phone:				Phone:			
Order Information				User Weight			
Order	Calculation	Built-4-Me®		<b>User Weight Capacity: 120 kg</b>			
Purchase Order No.:				<b>User Weight:</b>	<b>kg</b>		
<b>Art. no.:</b> Q700-UP M: 2320070M-000, Q700-UP F: 2320070F-000							
Order Date:	Day	Month	Year				

## Client Measurements

a) Top of head to seat	mm
b) Top of shoulder to seat	mm
c) Underarm to seat	mm
d) Elbow to seat	mm
e) Top of pelvis to seat	mm
f) Shoulder width	mm
g) Trunk width	mm
i) Hip width	mm
j) Actual sitting depth	mm
m) Foot length	mm
n) Lower leg length	mm
o) Actual seat width	mm



## Seating Specifications

		<b>Seat Type</b>	SEDEO PRO ADVANCED UP
<b>Typical WC Weight</b>	Without Batteries 114 kg	<b>Seat Size Range</b>	Width 380-560 mm, Depth 400-540mm
<b>Typical WC Weight</b>	With Batteries 160 kg	<b>Seat to Floor Height Range</b>	450 - 480 mm
<b>Power Seating</b>	22° of CG Tilt And Power Recline With 180 mm Mechanical Shear Reduction / 200 mm Seat Elevator		

## MWD Base Specifications

<b>User Weight Capacity</b>	120 kg	<b>Drive Wheels</b>	14" Drive Wheels (Black)
<b>Base Size</b>	Width Min. 622 mm	<b>Tires / Castors</b>	6" Front / 6" Rear (Black)
<b>Drive Control</b>	R-Net PM 90A/120A (Expandable)	<b>Charger</b>	8 A Dual Mode Charger
<b>Driving Range</b>	Up To 40 km	<b>Battery Size</b>	60 And 80 Ah Batteries
<b>Drive Motors</b>	4-Pole 6 kph, Options 8, 10 And 12.5 kph	<b>Colour Accents</b>	7 Colour Accents
<b>Ground Clearance</b>	90 mm	<b>Frame Colour</b>	Black

## FWD Base Specifications


<b>User Weight Capacity</b>	120 kg	<b>Drive Wheels</b>	14" Drive Wheels (Black)
<b>Base Size</b>	Width Min. 640 mm	<b>Tires / Castors</b>	9" Rear (Black)
<b>Drive Control</b>	R-Net PM 90A/120A (Expandable)	<b>Charger</b>	8 A Dual Mode Charger
<b>Driving Range</b>	Up To 40 km	<b>Battery Size</b>	60 And 80 Ah Batteries
<b>Drive Motors</b>	4-Pole 6 Kph, Options 8, 10 And 12.5 Kph	<b>Colour Accents</b>	7 Colour Accents
<b>Ground Clearance</b>	71 mm	<b>Frame Colour</b>	Black


## Q700-UP CHAIR

QUE000008	Q700-UP M (MWD Base Chair)	24,500
QUE000016	Q700-UP F (FWD Base Chair)	24,500

Motor Package		£
QUE180009	4-Pole Motor, 6 kph / 4 mph (8 kph Motor With Reduced Speed)	0
QUE180007	4-Pole Motor, 10 kph / 6.5 mph	0
QUE180008	4-Pole Motor, 12.5 kph / 8 mph	125


Tracking		£
QUE110009	Traction Control System For R-Net (GYRO Technology)	0
QUE110014	Omit Traction Control System For R-Net	0

Drive Wheels 		£
QUE070034	Drive Wheel, 14", Pneumatic, Knobbly, Black	0
QUE070033	Drive Wheel, 14", Solid, Knobbly, Black	0

Castor Wheels 		£
<b>MWD Base</b>		
QUE080206	Castor Wheel, 6", Solid, Black	0
<b>FWD Base</b>		
QUE080210	Castor Wheel, 9", Solid, Black	0
QUE080211	Castor Wheel, 9", Pneumatic, Black	0

Mudguards (FWD Only) 		£
QUE010007	Mudguard, Drive Wheel	0
QUE010008	Mudguard, Castor Wheel, 9"	0

Colour Accents		£
QUE140005	Apple Green (RAL 110 70 77)	0
QUE140004	Black (RAL 9005)	0
QUE140003	Blue (RAL 260 40 45)	0
QUE140006	Orange (RAL 060 60 80)	0
QUE140002	Red (RAL 040 40 67)	0
QUE140007	Silver (RAL 9006)	0
QUE140001	White (RAL 9010)	0

LED Lights & Indicators 		£
QUE110201	LED Light and Indicator QUE110031 Lighting Module, R-Net LM required Approved for road use	325
QUE110202	LED Fender Light QUE110031 Lighting Module, R-Net LM required, Fender Light - Not road approved and without indicators	150
QUE110209	Omit Light And Indicator	0

<b>Seat Heights</b> Measured from front of seat pan to floor. Obtain quote to verify seat-to-floor heights.		£
SH45	450 mm Only with QUE160001 battery, 60 Ah, Gel, Maintenance-Free In case of FWD base, not with SD 520mm & SD 540mm	0
SH465	465 mm In case of FWD base, not with SD540 mm	0
SH48	480 mm	0

<b>Batteries &amp; Chargers</b> 	£
---	---

**Batteries**

QUE160001	Battery, 60 Ah, Gel, Maintenance-Free	0
QUE160005	Battery, 80 Ah, Gel, Maintenance-Free Only with battery charger 220 V / 10 A to reduce reloading time	150

**Chargers**

QUE160100	Charger, Automatic, 220 V / 8 A, UK	0
QUE160103	Charger, Automatic, 220 V / 10 A, UK	200

<b>Power Seating Options</b> 	£
--	---

QUE130010	Stand-Up Seat, Powered	0
	Posterior Tilt, Powered, 0° - 22°	
	Anterior Tilt, Powered, 0° - 80°	
	Seat Elevator, Powered, 200 mm	

<b>Backrest Frame Type</b>	£
----------------------------	---

QUE030047	Backrest Frame Type, Powered Recline, 90° - 175° With 180 mm Mechanical Anti-Shear	0
-----------	--	---

<b>Back Cushion Type</b>	£
--------------------------	---

**SEDEO PRO (See Section A)**


QUE030104	SEDEO PRO, Back Cushion	0
-----------	-------------------------	---

**JAY Syncra (See Section B)**

QUE030216	JAY Syncra, Back Cushion	0
-----------	--------------------------	---

**JAY J3 (See Section C)**

QUE030054	JAY J3, Back Cushion	0
-----------	----------------------	---

A SEDEO PRO Back Size		£
<b>Back Cushion Width</b>		
BW38	380 mm, For Effective Back Width 380 mm	0
BW42	420 mm, For Effective Back Width 380 - 420 mm	0
BW46	460 mm, For Effective Back Width 420 - 460 mm	0
BW50	500 mm, For Effective Back Width 460 - 500 mm	0
BW54	540 mm, For Effective Back Width 500 - 540 mm	0
BW56	560 mm, For Effective Back Width 520 - 560 mm	0
<b>Back Cushion Height</b>		
BH44	440 mm, For Effective Back Height 510 - 570 mm	0
BH50	500 mm, For Effective Back Height 570 - 630 mm	0
BH56	560 mm, For Effective Back Height 630 - 700 mm	0
<b>Installed Back Height</b> (From seat pan to top of back)		
BIH51	510mm (440 mm Back Cushion Height)	0
BIH54	540mm (440 mm Back Cushion Height)	0
BIH57	570mm (440 mm Back Cushion Height)	0
BIH57_1	570mm (500 mm Back Cushion Height)	0
BIH60	600mm (500 mm Back Cushion Height)	0
BIH63	630mm (500 mm Back Cushion Height)	0
BIH63_1	630mm (560 mm Back Cushion Height)	0
BIH66	660mm (560 mm Back Cushion Height)	0
BIH70	700mm (560 mm Back Cushion Height)	0
A SEDEO PRO Back Cushion 		£
QUE030116	SEDEO PRO, Back Cushion, Flexible, Deep Contour, Active, Adjustable Straps	0
QUE030117	SEDEO PRO, Back Cushion, Flexible, Extra Deep Contour, Active, Adjustable Straps	100
A SEDEO PRO Back Cushion Cover		£
QUE030108	Back Cushion Cover, Comfort	0

**B JAY Syncra** **B JAY Syncra Back Width****£**

Back can be ordered a different width than seat pan. Armrest is adjusted to back width ordered.

BW40	400 mm (Adjustment range 400 mm to 430 mm, Contour Depth 75 mm)	0
BW46	460 mm (Adjustment range 460 mm to 480 mm, Contour Depth 75 mm)	0
BW51	510 mm (Adjustment range 510 mm to 530 mm, Contour Depth 75 mm)	0
BW56	560 mm (Adjustment range 560 mm to 585 mm, Contour Depth 75mm)	0

**B JAY Syncra Back Shell Options And Height Ranges****£**

JAY Syncra back shells are mounted with a minimum 14 cm gap between the bottom of the shell to the seat pan to accommodate the mechanical anti-shear. Back height can be adjusted in the field within the ranges shown based on the back frame type.

**JAY Syncra Shell Height**

BH40	400 mm Tall Shell (560 mm to 610 mm Back Height)	0
BH46	460 mm Tall Shell (610 mm to 660 mm Back Height)	0
BH51	510 mm Tall Shell (660 mm to 710 mm Back Height)	0
BH56	560 mm Tall Shell (710 mm to 760 mm Back Height)	0

**JAY Syncra Back Installed Back Height (From Pan to Top of Back)**

BIH56	560 mm (400mm Shell Height)	0
BIH585	585 mm (400mm Shell Height)	0
BIH61	610 mm (400mm Shell Height)	0
BIH61_1	610 mm (460mm Shell Height)	0
BIH635	635 mm (460mm Shell Height)	0
BIH66	660 mm (460mm Shell Height)	0
BIH66_1	660 mm (510mm Shell Height)	0
BIH685	685 mm (510mm Shell Height)	0
BIH71	710 mm (510mm Shell Height)	0
BIH71_1	710 mm (560mm Shell Height)	0
BIH735	735 mm (560mm Shell Height)	0
BIH76	760 mm (560mm Shell Height)	0

**B JAY Syncra Back Upholstery****£**

JAY030060	Syncra 3DX Microclimatic	0,-
-----------	--------------------------	-----

**B/C JAY Lateral Thoracic Swing-Away Supports (Requires Pad, Upholstery and Mount)****£****JAY Lateral Thoracic Support Pads** 

JAY090021	Lateral Thoracic (L x H) 100 mm x 127 mm - Right	50
JAY090012	Lateral Thoracic (L x H) 100 mm x 127 mm - Left	50
JAY090022	Lateral Thoracic (L x H) 100 mm x 152 mm - Right	50
JAY090013	Lateral Thoracic (L x H) 100 mm x 152 mm - Left	50
JAY090023	Lateral Thoracic (L x H) 152 mm x 100 mm - Right	50
JAY090014	Lateral Thoracic (L x H) 152 mm x 100 mm - Left	50

**JAY Lateral Thoracic Support Pad Upholstery**

JAY090110	Syncra 3DX Microclimatic	0
-----------	--------------------------	---

**JAY Lateral Thoracic Swing-Away Mount** 

JAY090028	Lateral Thoracic Swing Away Bracket - Right	20
JAY090019	Lateral Thoracic Swing Away Bracket - Left	20


**JAY Fixed Lateral Support Accessory Hardware** 

JAY090111	Fixed Lateral Support Accessory (L x H) 90 mm x 140 mm - Right JAY Fixed Lateral Support is adjustable - Syncra Back only to increase the contour depth up to 120 mm - Not available with JAY J3 Back	0
JAY090112	Fixed Lateral Support Accessory (L x H) 90 mm x 140 mm - Left JAY Fixed Lateral Support is adjustable - Syncra Back only to increase the contour depth up to 120 mm - Not available with JAY J3 Back	0

<b>C JAY J3 Back Size</b>		<b>£</b>
JAY030111	JAY J3 Back Size, 410 mm	0
JAY030112	JAY J3 Back Size, 460 mm	0
JAY030113	JAY J3 Back Size, 510 mm	0

<b>C JAY J3 Back, Mid Deep Contour</b> 		<b>£</b>
JAY030042	JAY J3 Back, Mid Deep Contour, Upper Thoracic, Medium, 460 mm	721


<b>C JAY J3 Back, Deep Contour</b> 		<b>£</b>
JAY030014	JAY J3 Back, Deep Contour, Upper Thoracic, Short, 420 mm	721
JAY030021	JAY J3 Back, Deep Contour, Upper Thoracic, Medium, 460 mm	721
JAY030027	JAY J3 Back, Deep Contour, Upper Thoracic, Tall, 500 mm	721

<b>C JAY J3 Installed Back Height (From Pan to Top of Back)</b> 		<b>£</b>
BIH53	530 mm (420mm Shell Height)	0
BIH56	560 mm (420mm Shell Height)	0
BIH585	585 mm (420mm Shell Height)	0
BIH585_1	585 mm (460mm Shell Height)	0
BIH61	610 mm (460mm Shell Height)	0
BIH61_1	610 mm (500mm Shell Height)	0
BIH635	635 mm (500mm Shell Height)	0
BIH66	660 mm (500mm Shell Height)	0

<b>C JAY J3 Back, Spine Align Fit Kit</b> 		<b>£</b>
<b>Spine Align Mini Fit Kit II</b>		
JAY090032	JAY J3 Spine Align Mini Fit Kit II, 410 mm	55
JAY090033	JAY J3 Spine Align Mini Fit Kit II, 460 mm	55
JAY090034	JAY J3 Spine Align Mini Fit Kit II, 510 mm	55
<b>Positioning Boxes</b>		
JAY090035	JAY J3 Back Positioning Box	171
JAY090036	JAY J3 Back Hardware Box	536

<b>C JAY J3 Back, Chest Strap</b> 		<b>£</b>
JAY090040	JAY J3 Chest Strap, Centre Open Harness, 4 Point Strap, Medium	181
JAY090041	JAY J3 Chest Strap, Centre Open Harness, 4 Point Strap, Large	181
JAY090042	JAY J3 Chest Strap, Centre Open Harness, 4 Point Strap, Extra Large	181

<b>Headrest Pad</b> 		<b>£</b>
QUE030430	SEDEO, Headrest Pad, Small, (LxH) 240 x 150 mm Only use with SEDEO Headrest Mount	0
QUE030431	SEDEO, Headrest Pad, Small, With Cover, (LxH) 240 x 150 mm Only use with SEDEO Headrest Mount	95
QUE030432	SEDEO, Headrest Pad, Flexible, (LxH) 400 x 110 mm Only use with SEDEO Headrest Mount	145
WHT030401	Whitmyer, Headrest Pad, Plush, (LxH) 203 x 127 mm Only use with Whitmyer Headrest Mount	125
WHT030402	Whitmyer, Headrest Pad, Plush, (LxH) 254 x 127 mm Only use with Whitmyer Headrest Mount	140
WHT030403	Whitmyer, Headrest Pad, Plush, (LxH) 356 x 127 mm Only use with Whitmyer Headrest Mount	200
WHT030404	Whitmyer, Headrest Pad, Adjust-A-Plush, Small, (LxH) 355 x 76 mm Only use with Whitmyer Headrest Mount	225
WHT030406	Whitmyer, Headrest Pad, Adjust-A-Plush Pad, Large, (LxH) 460 mm x 127 mm Only use with Whitmyer Headrest Mount	230

<b>Headrest Mount</b>  Choose a Whitmyer Headrest Mount and Headrest Receiver in case you would like to add a Head Control in the Special Control section.		£
QUE030433	SEDEO, Headrest Mount	0
WHT030407	Whitmyer, Headrest Mount, LINX	150
WHT030408	Whitmyer, Headrest Mount, LINX <sup>2</sup>	150
WHT030409	Whitmyer, Headrest Mount, AXYS	130
WHT030410	Whitmyer, Headrest Mount, AXYS Offset	140
WHT030411	Whitmyer, Headrest Mount, COBRA XTRA Flip Back	190

<b>Headrest Receiver</b>		£
QUE030120	Headrest Receiver, Backrest Frame Mount	0

<b>Push Handles</b>		£
QUE030202	Push Handles, Fixed	175
QUE030200	Omit Push Handles	0

<b>Seat Rail</b>		£
QUE020085	Seat Rail, Short, For Seat Depth 400 - 540 mm	0
QUE020069	Seat Rail, Long, For Seat Depth 460 - 540 mm Not available SW380mm-SW460mm in combination with SD460mm - SD500mm	0

<b>Seat Cushion Type</b>		£
<b>SEDEO (See Section D)</b>		
QUE020027	SEDEO, Seat Cushion	0
<b>JAY Syncra (See Section E)</b>		
QUE020132	JAY Syncra, Seat Cushion	0
<b>Omit (Select Seat Width And Depth in Section D)</b>		
QUE020110	Omit Seat Cushion	0



<b>D</b>	<b>SEDEO Seat Size</b>	£
----------	------------------------	---





**Seat Cushion Width**

SW38	380 mm, For Effective Seat Width 380 mm Minimum seat pan width (outside of seat rail to outside of seat rail) is 460 mm - Cushion will be supplied at selected size	0
SW42	420 mm, For Effective Seat Width 380 - 420 mm Minimum seat pan width (outside of seat rail to outside of seat rail) is 460 mm - Cushion will be supplied at selected size	0
SW46	460 mm, For Effective Seat Width 420 - 460 mm Minimum seat pan width (outside of seat rail to outside of seat rail) is 460 mm - Cushion will be supplied at selected size	0
SW50	500 mm, For Effective Seat Width 460 - 500 mm	0
SW54	540 mm, For Effective Seat Width 500 - 540 mm	0
SW56	560 mm, For Effective Seat Width 520 - 560 mm	0

**Seat Cushion Depth**

SD40	400 mm, Comes With Cushion Size 460 mm	0
SD42	420 mm, Comes With Cushion Size 460 mm	0
SD44	440 mm, Comes With Cushion Size 460 mm	0
SD46	460 mm, Comes With Cushion Size 500 mm	0
SD48	480 mm, Comes With Cushion Size 500 mm	0
SD50	500 mm, Comes With Cushion Size 500 mm	0
SD52	520 mm, Comes With Cushion Size 560 mm	0
SD54	540 mm, Comes With Cushion Size 560 mm	0

<b>D SEDEO Seat Cushions</b> 		<b>£</b>
QUE020073	SEDEO PRO, Seat Cushion, Profiled, Height 70 mm	130
QUE020076	SEDEO PRO, Seat Cushion, Support Memory, Height 90 mm	220
<b>D SEDEO Seat Cushion Cover</b>		<b>£</b>
QUE020518	Seat Cushion Cover, Incontinence Protection	0
QUE020080	Seat Cushion Cover, Comfort	0
<b>D/E SEDEO Seat Boards</b>		<b>£</b>
QUE020082	SEDEO, Seat Board, Flat, Depth-Adjustable, Cushions Guide At Rear	115
QUE020083	SEDEO, Seat Pan, 50 mm, Depth-Adjustable, Cushions Guide At Rear	130
QUE020084	SEDEO, Seat Pan, 75 mm, Depth-Adjustable, Cushions Guide At Rear	135
<b>E JAY Syncra Seat Size</b>		<b>£</b>
<b>Seat Cushion Width</b>		
SW40	400 mm	0
SW43	430 mm	0
SW46	460 mm	0
SW48	480 mm	0
SW51	510 mm	0
SW56	560 mm	0
<b>Seat Cushion Depth</b>		
SD40	400 mm	0
SD43	430 mm	0
SD46	460 mm	0
SD48	480 mm	0
SD51	510 mm	0
<b>E JAY Syncra Seat Cushion</b> 		<b>£</b>
JAY020030	JAY Syncra Cushion with Visco Foam	500
JAY020031	JAY Syncra Cushion featuring JAY Cryo/Flow Fluid	600
<b>E JAY Syncra Cushion Cover Upholstery</b>		<b>£</b>
JAY020040	Syncra 3DX Microclimatic	0
JAY020041	Syncra Incontinence Protection	0
<b>Knee &amp; Thigh Supports</b> Not Available With SW 380 mm / 400 mm / 420 mm		<b>£</b>
QUE020342	Knee Support, Lateral, 120 x 120 mm, Swing Away, Right	125
QUE020341	Knee Support, Lateral, 120 x 120 mm, Swing Away, Left	125
QUE020113	Thigh Support, Lateral, Small, 120 x 120 mm, Swing Away, Right	150
QUE020114	Thigh Support, Lateral, Small, 120 x 120 mm, Swing Away, Left	150
QUE020121	Thigh Support, Lateral, Large, 180 x 120 mm, Removable, Right Not available with QUE040036 Side Guard	150
QUE020122	Thigh Support, Lateral, Large, 180 x 120 mm, Removable, Left Not available with QUE040036 Side Guard	150

<b>Armrest Type</b> 		<b>£</b>
QUE040070	Armrest, Reclining, Multi-Adjustable, Flip Back	0
<b>Arm Pads</b> 		<b>£</b>
QUE040023	Arm Pad, Integral Foam, 300 mm, Right	0
QUE040024	Arm Pad, Integral Foam, 300 mm, Left	0
QUE040025	Arm Pad, Integral Foam, 400 mm, Right	0
QUE040026	Arm Pad, Integral Foam, 400 mm, Left	0
<b>Comfort Arm Pads</b>		
QUE040204	Arm Pad, Comfort, Padded, PU Coated, 400 mm, Right	100
QUE040203	Arm Pad, Comfort, Padded, PU Coated, 400 mm, Left	100
<b>Hemiplegia Arm Pads</b>		
QUE040031	Arm Pad, Hemiplegia, Integral Foam, Right Not available with Tray Table QUE090040 / QUE090046 / QUE110143	130
QUE040032	Arm Pad, Hemiplegia, Integral Foam, Left Not available with Tray Table QUE090040 / QUE090046 / QUE110143	130
<b>Side Guard Pads For Armrest</b>		<b>£</b>
<b>Side Guard Pads For Armrest, Reclining, Multi-Adjustable, Flip Back</b>		
QUE040036	Side Guard, Mounted On Seat Rail Bracket Not available with SW380mm/400mm/420mm	0
<b>Power Centre Mount Legrest</b> 		<b>£</b>
QUE050071	Power Centre Mount Legrest, 90° - 180° Angle, 165 mm Extension	0
<b>Footplates</b>		
QUE050072	Footplate, Dual, Height- And Angle-Adjustable, 260 x 150 mm	0
QUE050073	Footplate, Dual, Height- And Angle-Adjustable, Large, 310 x 170 mm	0
<b>Pad Options</b>		
QUE050074	Knee Fixation Pad, Integral Foam, Adjustable	50
QUE050139	Knee Fixation Pad, Soft Foam, Small, Adjustable Shortest distance calf support to knee fixation + 40 mm adjustment	50
QUE050092	Calf Pad, Padded, Pair	0
<b>Positioning Supports &amp; Accessories</b> 		<b>£</b>
QUE090047	Positioning Belt, Aircraft Buckle, 50 x 1300 mm	0
QUE090048	Positioning Belt, Aircraft Buckle, Padded, 50 x 1300 mm	0
QUE090052	Chest Strap, 2-Point, Padded	0
QUE090053	Additional Chest Strap, 2-Point, Padded	75
QUE090097	Chest Bar, Detachable, Round Pad Not available with Tray Table QUE090040 / QUE090046 / QUE110143	150
QUE090098	Chest Bar, Detachable, Flat Pad, 200 x 100 mm Not available with Tray Table QUE090040 / QUE090046 / QUE110143	150
QUE090110	Rear View Mirror, Right	45
QUE090118	Rear View Mirror, Left	45
QUE090122	Transfer Bar Not available with Knee Support	200
QUE090600	Black Utility Backpack (Requires Push Handles)	75
QUE090172	Ram Mount Phone	80
QUE090173	Ram Mount Tablet	130
QUE090174	Ram Mount Cup Holder	30
QUE090175	Reflectors (Backrest shroud mounted)	50

**Tray Table (Mounted Opposite Joystick)**

QUE090040	Tray Table, Width-Adjustable, Swing Away	300
QUE090046	Tray Table, Half-Side, Swing Away	200

**Tray Table Accessories**

QUE090125	Partial Padding For Tray Table Not available with QUE090046 Tray Table, Half-Side, Swing Away	20
QUE090126	Raised Edges, Acrylic For Tray Table Not available with QUE090046 Tray Table, Half-Side, Swing Away	30

**Remote Joystick – R-Net** 

		£
QUE110017	Remote Joystick, R-Net, Colour LCD	0
QUE110018	Remote Joystick, R-Net, Colour LCD, Heavy Duty	900
QUE110013	Remote Joystick, R-Net, High Resolution Colour LCD, Advanced, Infrared Control Included	200
QUE110023	Remote Joystick, R-Net, High Resolution Colour LCD, Advanced, Infrared And Bluetooth Control Included	500

**Joystick Mounting** 

		£
QUE110050	Joystick Mounting, Fixed	0
QUE110056	Joystick Mounting, Parallel Swing Away, Capsulated	100

**Joystick Mounting Location**

		£
QUE110052	Joystick Mounting Location, Right	0
QUE110053	Joystick Mounting Location, Left	0

**Joystick Knobs (Optional)** 

		£
QUE090505	Joystick Knob, Golf Ball, Ø 42 mm	35
QUE090506	Joystick Knob, T-Bar, 82 mm Wide	35
QUE090507	Joystick Knob, Soft Ball, Ø 70 mm	35
QUE090508	Joystick Knob, Ball, Ø 35 mm	35
QUE090045	Joystick Knob, Allround, Ball, Ø 48 mm	35
QUE090509	Joystick Knob, Chin Cup, Ø 37 mm	35
QUE090512	Joystick Knob, Stick, 80 x 15 mm	35
QUE090511	Joystick Knob, Mushroom, Ø 45 mm	35

**Power Modules – R-Net** 

		£
QUE110003	Power Module, R-Net, 90 A	0
QUE110004	Power Module, R-Net, 120 A	200

**Seating / Lighting Module Control – R-Net** 




		£
QUE110031	Lighting Module, R-Net	0
QUE110033	Actuator Control Module CxSM, R-Net	0

**Attendant Controls** 

		£
QUE110021	Attendant Control, Dual	400
QUE110020	Joystick Mounted As Attendant Control Choose also Remote Joystick	250

**Attendant Mounting Location**

QUE110025	Attendant Mounting Location, Push Handle, Right	0
QUE110026	Attendant Mounting Location, Push Handle, Left	0

<b>Table Top Contols</b> 		<b>£</b>
QUE110143	Table Top Control, LCD, Centre Tray Mounted	1900
<b>Tray Table Mounting Location</b>		
QUE110080	Tray Table Mounting Location, Left	0
QUE110081	Tray Table Mounting Location, Right	0
<b>Memory Seating and Pressure Relief Alert</b>		<b>£</b>
Biometric Repositioning, includes Memory Seating for 6 positions, Stand UP, Pressure Relief Relax, Lie Down Supine, Transfer (Anterior Tilt), Memory Seated (Lifted), Seated.		
QUE190001	Biometric Repositioning (Includes Memory Seating)	0
Pressure Relief Alert and Recording (PRAR) - Programmable reminder to assist users to use their Pressure Relief Memory Seat Position, in combination with CTRL+5.		
QUE190004	PRAR Enabled (Factory Set To Relax Axis, Duration 1 Minute)	0
<b>#1 Ctrl+5 Switch Box Options</b> 		<b>£</b>
QUE110043	#1 Ctrl+5 Switch Box With Free Assignable Functions	575
QUE110179	#1 Ctrl+5 Switch Box With Free Assignable Functions And Switch-It Remote Seating To achieve full functionality of the Remote Seating, it is required to download the app from AppleStore (iOS) or Playstore (Adroid) and install it on a smartphone or tablet. Further information and instructions about the Remote Seating App can be found at <a href="http://www.SunriseMedical.com">www.SunriseMedical.com</a> .	575
<b>#1 Ctrl+5 Switch Box Mounting Location</b>		
QUE110180	#1 Ctrl+5 Switch Box Mounting Location, Behind Joystick If combined with Attendant Control, Ctrl+5 will be mounted to the armrest	0
QUE110181	#1 Ctrl+5 Switch Box Mounting Location, Opposite Joystick If combined with Attendant Control, Ctrl+5 will be mounted to the armrest Not available with Tray Table QUE090040 / QUE090046 / QUE110143	0
<b>#1 Ctrl+5 Switch Type</b>		
QUE110175	#1 Ctrl+5 Switch Type With Push Buttons	0
QUE110176	#1 Ctrl+5 Switch Type With Toggle Switches	0
<b>SPECIAL CONTROLS</b>		
<b>OMNI2 Input Control Modules – R-Net</b> 		<b>£</b>
Choose OMNI2 mount and input device in sections below, and choose switches in section F.		
QUE110116	OMNI2 Input Control Module, R-Net, Bluetooth, Infrared Remote Full VGA Display, with separate input box with Bluetooth, Infrared, USB charger and speaker for specialty input devices	1050
QUE110117	OMNI2 Input Control Module, R-Net, Scanning Mode, Bluetooth, Infrared Remote Full VGA Display, with separate input box with Bluetooth, Infrared, USB charger and speaker for specialty input devices	1050
<b>OMNI2 Module Mount</b>		<b>£</b>
Choose OMNI2 mount and input device in sections below, and choose switches in section F. If used with standard joystick selection, it must be mounted opposite side.		
QUE110119	OMNI2 Module, Fixed Mount, Right	0
QUE110120	OMNI2 Module, Fixed Mount, Left	0
QUE110123	OMNI2 Module, Swing Away Mount, Right	100
QUE110124	OMNI2 Module, Swing Away Mount, Left	100

**Hand Control**  For Switch Selection see Section F.**£****Proportional Input Devices**

QUE110301	Hand Control, Switch-It MicroGuide	2300
QUE110302	Hand Control, Switch-It MicroPilot	2300
QUE110304	Hand Control, Switch-It VersaGuide	1050
QUE110305	Hand Control, Switch-It VersaGuide EZ Not with QUE090512 Joystick Knob, Stick, 80 x 15 mm, QUE090511 Joystick Knob, Mushroom, Ø 45mm, QUE090506 Joystick Knob, T-Bar, 82 mm wide	1270
QUE110306	Hand Control, Allround Joystick	1000
QUE110307	Hand Control, Allround Joystick Light Only use with default joystick knob or joystick knob, Allround, Ball Ø 48 mm	1100
QUE110308	Hand Control, Allround Joystick Heavy Duty	1650
QUE110309	Hand Control, Allround Joystick, R-Net Bus Enabled OMNI2 module not required, obligated to have master R-Net module	1200
QUE110310	Hand Control, Allround Joystick Light, R-Net Bus Enabled OMNI2 module not required, obligated to have master R-Net module	1450
QUE110311	Hand Control, Allround Joystick Heavy Duty, R-Net Bus Enabled OMNI2 module not required, obligated to have master R-Net module	1995

**Hand Control Mounting Platforms** **£**

QUE110342	Hand Control Mounting, Link-It To The Space Disk, Hand Tray Only for Micro Series joystick	450
-----------	---	-----

**Hand Control Mounting Position**

QUE110350	Hand Control Mounting, Link-It To The Armrest, Fixed Not with Control 5-Switch Box behind joystick QUE110180	0
QUE110353	Hand Control Mounting, Link-It To The Armrest, Swing Away Not with Control 5-Switch Box behind joystick QUE110180	100

**Hand Control Mounting Location**

QUE110362	Hand Control Mounting Location, Right	0
QUE110361	Hand Control Mounting Location, Left	0

**Head Control**  For switch selection see Section F. Choose a Whitmyer Headrest Mount on previous pages.**£****Proportional Input Devices**

QUE110370	Head Control, Switch-It Dual Pro, 3-Way Proportional, Facial Pads	4500
QUE110371	Head Control, Switch-It Dual Pro, 3-Way Proportional Head Array, Spot Pads	4500

**Chin Control** **Proportional Input Devices**

QUE110470	Chin Control, Switch-It MicroGuide	2300
QUE110471	Chin Control, Switch-It MicroPilot	2300
QUE110472	Chin Control, Switch-It VersaGuide	1050
QUE110473	Chin Control, Switch-It VersaGuide EZ Not with QUE090512 Joystick Knob, Stick, 80 x 15 mm, QUE090511 Joystick Knob, Mushroom, Ø 45mm, QUE090506 Joystick Knob, T-Bar, 82 mm wide	1270
QUE110474	Chin Control, Allround Joystick	1000
QUE110475	Chin Control, Allround Joystick Light Only use with default joystick knob or joystick knob, Allround, Ball Ø 48 mm	1100
QUE110476	Chin Control, Allround Joystick, R-Net Bus Enabled OMNI2 module not required, obligated to have master R-Net module	1200
QUE110477	Chin Control, Allround Joystick Light, R-Net Bus Enabled (6) (3) Only use with default joystick knob or joystick knob, Allround, Ball Ø 48 mm OMNI2 module not required, obligated to have master R-Net module	1450

**Chin Control Mounting** 

QUE110480	Chin Control Mounting, Link-It To Chin Harness, Small If you need switches mounted on the harness, you can only use Allround Joystick	400
QUE110481	Chin Control Mounting, Link-It To Chin Harness, Large If you need switches mounted on the harness, you can only use Allround Joystick	400
QUE110483	Chin Control Mounting, Link-It To Manual Chin Boom, Backrest Mount, Right	1300
QUE110484	Chin Control Mounting, Link-It To Manual Chin Boom, Backrest Mount, Left	1300
QUE110485	Chin Control Mounting, Link-It To Power Chin Boom, Backrest Mount, Right	2000
QUE110486	Chin Control Mounting, Link-It To Power Chin Boom, Backrest Mount, Left	2000
QUE110487	Chin Control Mounting, Link-It To Headrest, Swing Away, Left	550
QUE110488	Chin Control Mounting, Link-It To Headrest, Swing Away, Right	550


**Link-It Extension Kit**

QUE110590	Link-It Extension Kit, Base Module, 100 mm Extension Tube, 5 Cable Clips	100
QUE110591	Link-It Extension Kit, Base Module, 150 mm Extension Tube, 5 Cable Clips	100

**Sip 'N Puff** For switch selection see Section F.

£

QUE110510	Sip 'N Puff With Link-It Hardware, Swing Away Mount To The Headrest	880,-
-----------	---	-------

**F Switches**  Select 1 switch and mounting position accordingly. For a second switch please use #2 Switch Selection part. Single function for Special Input Devices.

£

**#1 Switch Selection** 

QUE110611	#1 Single Switch, Ø 64 mm, Black	100
QUE110612	#1 Single Switch, Ø 64 mm, Red	100
QUE110613	#1 Single Switch, Ø 64 mm, Green	100
QUE110523	#1 Egg Switch – Black	100
QUE110524	#1 MicroLite Switch – Black	140
QUE110651	#1 Single Switch, Ø 30 mm, Black	100
QUE110654	#1 Single Switch, Ø 30 mm, Blue	100
QUE110653	#1 Single Switch, Ø 30 mm, Green	100
QUE110652	#1 Single Switch, Ø 30 mm, Red	100
QUE110655	#1 Single Switch, Ø 30 mm, Yellow	100
QUE110534	#1 Twister Switch – Black	140
QUE110535	#1 Twister Switch – Green	140
QUE110536	#1 Twister Switch – Red	140

**#1 Switch Mounting**

QUE110560	#1 Switch Mounting, Link-It To The Hand Control Not with HD Allround Joystick or Space Disk mount	220
QUE110566	#1 Switch Mounting, Link-It To The Armrest (Opposite side as the Hand Control) Armrest rail mount	130
QUE110561	#1 Switch Mounting, Link-It To The Headrest	160
QUE110563	#1 Switch Mounting, Link-It To The Seat Rail Operated by knee, if two switches selected, one mounted on the right side, one on the left	160
QUE110565	#1 Switch Mounting, Link-It To Chin Boom No left / right switch selection required	400
QUE110569	#1 Omit Switch Mounting Switches attached loose	0

**#1 Mounting Location**

QUE110572	#1 Switch Mounting Location, Right	0
QUE110571	#1 Switch Mounting Location, Left	0

**#1 Satellite Switches** Only for Allround Joystick, maximum 2 selectable

QUE110537	#1 Satellite Switch – Black	150
QUE110538	#1 Satellite Switch – Green	150
QUE110539	#1 Satellite Switch – Red	150

**#2 Switch Selection** 

QUE110631	#2 Single Switch, Ø 64 mm, Black	100
QUE110632	#2 Single Switch, Ø 64 mm, Red	100
QUE110633	#2 Single Switch, Ø 64 mm, Green	100
QUE110088	#2 Egg Switch – Black	100
QUE110089	#2 MicroLite Switch – Black	140
QUE110671	#2 Single Switch, Ø 30 mm, Black	100
QUE110674	#2 Single Switch, Ø 30 mm, Blue	100
QUE110673	#2 Single Switch, Ø 30 mm, Green	100
QUE110672	#2 Single Switch, Ø 30 mm, Red	100
QUE110675	#2 Single Switch, Ø 30 mm, Yellow	100
QUE110095	#2 Twister Switch – Black	140
QUE110096	#2 Twister Switch – Green	140
QUE110097	#2 Twister Switch – Red	140

**#2 Switch Mounting**

QUE110098	#2 Switch Mounting, Link-It To The Hand Control Not with HD Allround Joystick or Space Disk mount	220
QUE110099	#2 Switch Mounting, Link-It To The Armrest (Opposite side as the Hand Control) Armrest rail mount	130
QUE110100	#2 Switch Mounting, Link-It To The Headrest	160
QUE110104	#2 Switch Mounting, Link-It To The Seat Rail Knee, if 2 switches selected only left and right mount	160
QUE110105	#2 Switch Mounting, Link-It To Chin Boom No left / right switch selection required	400
QUE110106	#2 Omit Switch Mounting Switches attached loose	0

**#2 Switch Mounting Location**

QUE110108	#2 Switch Mounting Location, Right	0
QUE110107	#2 Switch Mounting Location, Left	0

**#2 Satellite Switches** Only for Allround Joystick, maximum 2 selectable

QUE110111	#2 Satellite Switch – Black	150
QUE110112	#2 Satellite Switch – Green	150
QUE110113	#2 Satellite Switch – Red	150

**Multi-Function Switches** Used in combination with Assignable Button programming.

QUE110550	Mini 2 Button (Stereo Plug) Attached loose, when ordered. No Link-It fixation possible	450
QUE110551	Mini 2 Button (Dual Mono Plug) Attached loose, when ordered. No Link-It fixation possible	450
QUE110552	Mini 4 Button InLine (DB9 Connector) Attached loose, when ordered. No Link-It fixation possible	600
QUE110554	4-Way Toggle Switched Joystick	600

**Accessories**

QUE110580	Mono Extension Cable (3.5 mm Jack Socket) (2 m)	110
QUE110581	Stereo Extension Cable (3.5 mm Jack Socket) (2 m)	110
QUE110582	Extension Cable DB9 (1 m)	110
QUE110583	Y-Cable, 2 Female Mono To 1 Male Stereo	110

**Safety Devices** 

£

QUE090147	Remote Stop Switch (30 m Activation Range, Fit Via OBC Port)	750
-----------	--	-----

**Comments for Special Build****Q700-UP M/F with SEDEO PRO ADVANCED**

£

<b>Base Price</b>	<b>00,000.00</b>
Total Of Additional Equipment	
Packaging And Transport	
Exclusive VAT	
VAT	
<b>Total Price</b>	