

Deliver to:
Name:
Street:
Town: Postal code:
E-Mail:
Tel: Fax:



Deliver to:
Name:
Street:
Town: Postal code:
E-Mail:
Tel: Fax:

Order date:
Purchase order:
Number required:

Marked for:
Sunrise order no:

Order Calculation Built 4 me (longer leadtime)

= Standard = Cost option
 = No cost option

Reimbursement code:

Max. user weight: **110 kg**

Part No. 77 100 001
KRY01

USER WEIGHT **kg**
Mandatory information to ensure correct configuration

Base Price **£3,995**

KRYPTON F: STANDARD CONFIGURATION

KRYPTON F

Base specification includes:

- Composite footplate
- Aluminium backrest
- Composite side guards
- Exo back upholstery with option of colour binding tape
- Colour option of carbotechnology fork
- Anodised rear wheels



CLIENT MEASUREMENTS (all measurements without cushion)

SEAT WIDTH SELECTION - in mm; measured from outside frame tube to outside frame tube

320	340	360	380	400	420	440	460
<input type="radio"/>	<input type="radio"/>	<input type="radio"/>	<input type="radio"/>	<input type="radio"/>	<input type="radio"/>	<input type="radio"/>	<input type="radio"/>

SEAT DEPTH SELECTION - in mm

340	360	380	400	420	440	460	480
<input type="radio"/>	<input type="radio"/>	<input type="radio"/>	<input type="radio"/>	<input type="radio"/>	<input type="radio"/>	<input type="radio"/>	<input type="radio"/>

FRONT SEAT HEIGHT SELECTION - in dependance of front castors, forks and frame versions

The high frame is 40 mm higher than the low frame.

		Front seat height in mm															
		Fork (length)	Frame:	430	440	450	460	470	480	490	500	510	520	530	540	550	
Front Castor	3"	111 mm	low	<input type="radio"/>	<input type="radio"/>	<input type="radio"/>											
		123 mm				<input type="radio"/>	<input type="radio"/>	<input type="radio"/>									
		Frog Leg						<input type="radio"/>	<input type="radio"/>								
		One Arm		<input type="radio"/>	<input type="radio"/>	<input type="radio"/>											
	4"	111 mm	low					<input type="radio"/>	<input type="radio"/>	<input type="radio"/>							
		123 mm				<input type="radio"/>	<input type="radio"/>	<input type="radio"/>	<input type="radio"/>								
		Frog Leg						<input type="radio"/>	<input type="radio"/>	<input type="radio"/>							
		One Arm		<input type="radio"/>	<input type="radio"/>	<input type="radio"/>	<input type="radio"/>										
	5"	111 mm	high						<input type="radio"/>	<input type="radio"/>	<input type="radio"/>	<input type="radio"/>					
		123 mm							<input type="radio"/>	<input type="radio"/>	<input type="radio"/>	<input type="radio"/>	<input type="radio"/>				
		Frog Leg											<input type="radio"/>	<input type="radio"/>	<input type="radio"/>		
		One Arm							<input type="radio"/>	<input type="radio"/>	<input type="radio"/>	<input type="radio"/>					
6"	123 mm	high											<input type="radio"/>	<input type="radio"/>	<input type="radio"/>	<input type="radio"/>	

REAR SEAT HEIGHT SELECTION - in dependance of rear wheel size

The rear seat height can only be between 0 mm and 110 mm below the selected front seat height.

		Rear seat height in mm												
Rear Wheels	370	380	390	400	410	420	430	440	450	460	470	480	490	500
24"	<input type="radio"/>	<input type="radio"/>	<input type="radio"/>	<input type="radio"/>	<input type="radio"/>	<input type="radio"/>	<input type="radio"/>	<input type="radio"/>	<input type="radio"/>	<input type="radio"/>	<input type="radio"/>	<input type="radio"/>	<input type="radio"/>	<input type="radio"/>
25"		<input type="radio"/>	<input type="radio"/>	<input type="radio"/>	<input type="radio"/>	<input type="radio"/>	<input type="radio"/>	<input type="radio"/>	<input type="radio"/>	<input type="radio"/>	<input type="radio"/>	<input type="radio"/>	<input type="radio"/>	<input type="radio"/>

(1): Only with lightweight COG adapter (KRF070701)

SEAT UPHOLSTERIES AND CUSHIONS

Seat sling			
KRF020002	<input checked="" type="checkbox"/>	Seat sling, nylon, tension adjustable, 1 utility bag	
KRF020003	<input type="checkbox"/>	Seat sling, nylon, tension adjustable, 2 utility bags	(from SW 340 mm) 131
KRF020004	<input type="checkbox"/>	Seat sling, nylon, tension adjustable, 1 utility bag, 1 catheter bag	(from SW 340 mm) 131
KRF020000	<input type="checkbox"/>	Without seat sling	

Seat cushion, cover with zipper, black

Foam (medium-soft)	Thickness:	KRF020101 <input type="checkbox"/> 30 mm	KRF020102 <input type="checkbox"/> 50 mm	80
Latex (very soft)	Thickness:	KRF020103 <input type="checkbox"/> 50 mm		80

Seat accessories

KRF090018	<input type="checkbox"/>	Lap belt with buckle, metal (only with Aluminium backrest)	51
KRF020050	<input type="checkbox"/>	Additional padding for seat upholstery, removable	34

JAY Cushions - for complete product range see Jay order forms

JAY020002	<input type="checkbox"/>	JAY Basic	69
JAY020003	<input type="checkbox"/>	JAY Soft Combi P	98
JAY020001	<input type="checkbox"/>	JAY Easy Visco, Curved Base	167
JAY020004	<input type="checkbox"/>	JAY Lite	272
JAY020007	<input type="checkbox"/>	JAY Easy Fluid, Curved Base	389

BACKREST**Aluminium backrest**

Choose back height factory setting (mm).

Height adjustments of in total 50 mm possible.

250 - 300	300 - 350	350 - 400	400 - 450	450 - 475
<input type="radio"/> 250	<input type="radio"/> 300	<input type="radio"/> 350	<input type="radio"/> 400	<input type="radio"/> 450
<input type="radio"/> 275	<input type="radio"/> 325	<input type="radio"/> 375	<input type="radio"/> 425	<input type="radio"/> 475
<input type="radio"/> 300	<input type="radio"/> 350	<input type="radio"/> 400	<input type="radio"/> 450	

Carbon fibre backrest (1) (L)

Fixed height, non height adjustable

<input type="checkbox"/> 250	<input type="checkbox"/> 275	<input type="checkbox"/> 300	<input type="checkbox"/> 325
<input type="checkbox"/> 350	<input type="checkbox"/> 375	<input type="checkbox"/> 400	<input type="checkbox"/> 425

281

KRF030012	<input checked="" type="checkbox"/>	Backrest, angle-adjustable	(75° to 103°)	
KRF030031	<input type="checkbox"/>	Backrest, fold-down (to the front) (2) (+)	(from back height 325 mm, fixed back height, not adjustable)	131

Pushhandles

KRF030200	<input type="checkbox"/>	Omit push handles	(L)	
KRF030203	<input type="checkbox"/>	Push handles, fold-down	(from back height 325 mm, 400mm upwards with angle adjustable)	131
KRF030201	<input type="checkbox"/>	Push handles long		131
KRF030205	<input type="checkbox"/>	Push handles, height-adj. for Jay backs	(+) (from back height 325 mm, only with aluminium backrest)	262
KRF030204	<input type="checkbox"/>	Push handles, height-adjustable	(+) (from back height 325 mm, only with aluminium backrest)	262

Backrest upholstery

KRF030005	<input type="checkbox"/>	EXO superlight, backrest sling, synthetic fibre, padded, adjustable, black (Evo Exo Version) (L)	
Colour, binding tape: <input checked="" type="radio"/> Black <input type="radio"/> Orange <input type="radio"/> Silver <input type="radio"/> Red <input type="radio"/> Blue			
KRF030316	<input type="checkbox"/>	EXO Backrest sling, synthetic fibre, padded, adjustable, 1 accessory bag, black (Evo Exo Version)	
Colour, binding tape: <input checked="" type="radio"/> Black <input type="radio"/> Orange <input type="radio"/> Silver <input type="radio"/> Red <input type="radio"/> Blue			
KRF030317	<input type="checkbox"/>	EXO PRO Backr. sling, synthetic fibre, padded, adj., breathable spacer fabric, accessory bag, black (Evo Exo Version)	178
Colour, binding tape: <input checked="" type="radio"/> Black <input type="radio"/> Orange <input type="radio"/> Silver <input type="radio"/> Red <input type="radio"/> Blue			
KRF030300	<input type="checkbox"/>	Without backrest upholstery	

Accessories for backrest

KRF030402	<input type="checkbox"/>	Stabilising bar, automatic folding	(+)	(only available from SW 380mm; not with carbon fibre backrest)	171
-----------	--------------------------	------------------------------------	-----	--	-----

(1): Not with Jay J3 backs

(2): Only with Aluminium backrest, not with height adj. push handles, not with JAY backs; in combination with Push handles fold-down only from backrest height 400 mm upwards; please see Folding Matrix on back pages

(L)= lightest option (+)= adds 500 g or more to the wheelchair-weight

				£			
JAY 3 BACKS AND ACCESSORIES - only with Aluminium Backrest (+)							
Jay 3 Back - Shallow Contour							
Mid Thoracic:	<input type="checkbox"/> JAY030010	Medium - 340 mm	<input type="checkbox"/> JAY030033	Tall - 380 mm	640		
Upper Thoracic:	<input type="checkbox"/> JAY030012	Short - 420 mm	<input type="checkbox"/> JAY030019	Medium - 460 mm	<input type="checkbox"/> JAY030025	Tall - 500 mm	724
Jay 3 Back - Mid Contour							
Mid Thoracic:	<input type="checkbox"/> JAY030011	Medium - 340 mm	<input type="checkbox"/> JAY030018	Tall - 380 mm	640		
Upper Thoracic:	<input type="checkbox"/> JAY030013	Short - 420 mm	<input type="checkbox"/> JAY030020	Medium - 460 mm	<input type="checkbox"/> JAY030026	Tall - 500 mm	724
Jay 3 Carbon Back - Shallow Contour							
Lower Thoracic:	<input type="checkbox"/> JAY060001	Short - 170 mm	<input type="checkbox"/> JAY060002	Tall - 240 mm	766		
Mid Thoracic:	<input type="checkbox"/> JAY060003	Short - 300 mm	<input type="checkbox"/> JAY060004	Tall - 380 mm	766		
Accessories for JAY J3 backs							
WHT030415	<input type="checkbox"/>	Whitmyer Headrest, COBRA XTRA, flip back	<i>(only with Jay 3 backs)</i>		322		
WHT030416	<input type="checkbox"/>	Whitmyer Headrest, AXYS, Standard	<i>(only with Jay 3 backs)</i>		175		
JAY090058	<input type="checkbox"/>	JAY Accessory bag	<i>(only with Jay 3 Carbon backs)</i>		64		
ARMRESTS AND SIDEGUARDS							
Sideguards							
KRF040107	<input type="radio"/>	Sideguard, composite, removable, 21 cm high (31 cm long), black					
KRF040101	<input type="checkbox"/>	Sideguard, carbon fibre, slim, black	(L)		244		
KRF040104	<input type="checkbox"/>	Sideguard, carbon fibre, fender, cold weather protection, black			348		
KRF040102	<input type="checkbox"/>	Sideguard, aluminium, cold weather protection (colour: black, matt)			194		
KRF040103	<input type="checkbox"/>	Sideguard, aluminium, fender, cold weather protection (colour: black, matt)			266		
Armrests							
KRF040052	<input type="checkbox"/>	Single-post sideguard, armpad (330 mm), depth adjustable, height-adjustable, removable	(+)		223		
KRF040117	<input type="checkbox"/>	Tubular armrest, Aluminium, swing away (sideways), padded, removable	<i>(not with carbon backrest)</i>		(+)	223	
FOOTBOARDS							
KRF050131	<input type="radio"/>	Footboard, platform, lightweight, plastic, angle & depth-adj. flip up (sideways), calf strap, black					
KRF050059	<input type="checkbox"/>	Footboard, platform, Performance, aluminium, angle-adjustable, flip-up (sideways), calf strap	(1)	(L)	268		
KRF050132	<input type="checkbox"/>	Footboard, platform, lightweight, carbon fibre, angle & depth-adj. flip up (sideways), calf strap, black			370		
Footboard, auto-folding							
KRF050027	<input type="checkbox"/>	Footboard, platform, lightweight, carbon fibre, auto-folding, angle & depth-adj., calf strap, black	(1)		370		
KRF050028	<input type="checkbox"/>	Footboard, platform, lightweight, plastic, auto-folding, angle & depth-adjustable, calf strap, black	(1)		304		
Accessories for footboards							
KRF050127	<input type="checkbox"/>	Adjustable side protection, to create a side-stop on the footboard	(2)		25		
LOWER LEG LENGTH (LLL) Attention: LLL has to be 30 mm less than seat height front; all measurements in mm							
<input type="radio"/> # 360 <input type="radio"/> 370 <input type="radio"/> 380 <input type="radio"/> 390 <input type="radio"/> 400 <input type="radio"/> 410 <input type="radio"/> 420 <input type="radio"/> 430 <input type="radio"/> 440 <input type="radio"/> 450 <input type="radio"/> 460 <input type="radio"/> 470 <input type="radio"/> 480 <input type="radio"/> 490 <input type="radio"/> 500							
FRAME VERSIONS							
Frame angle							
KRF010012	<input checked="" type="radio"/>	Frame FF 100 ° (integrated footrest) (UK 80 °) Inset slight (10 mm)					
KRF010013	<input type="checkbox"/>	Frame FF 92 ° (integrated footrest), performance (UK 88 °) Inset slight (10 mm)			141		
Castor position (see explanation on back pages)							
KRF010301	<input checked="" type="radio"/>	Castor house position wide					
KRF010302	<input type="radio"/>	Castor house position narrow					
(1):	Not with SW 320 mm						
(2):	Only for footboard, platform lightweight or Performance						
	(L)= lightest option (+)= adds 500g or more to the wheelchair-weight						

												£	
CENTRE OF GRAVITY (COG) ADAPTER												(4= very passive 13= very active)	
KRF070703	Adapter, standard	<input type="radio"/>	2	<input type="radio"/>	3	<input type="radio"/>	4	<input type="radio"/>	5	<input type="radio"/>	6		
		<input type="radio"/>	7	<input type="radio"/>	8	<input type="radio"/>	9	<input type="radio"/>	10				
KRF070701	Adapter, lightweight (1) (L)	<input type="radio"/>	5	<input type="radio"/>	6	<input type="radio"/>	7	<input type="radio"/>	9	<input type="radio"/>	10	<input type="radio"/>	11
KRF010412	<input type="checkbox"/> Axle plate, aluminium, shortened (max. adjustment 1 cm), colour: black, matt	(L)										221	
KRF010411	<input type="radio"/> Axle plate, aluminium, long (full adjustment), colour: black, matt												
FRAME ACCESSORIES												(choose either tip assist or anti-tip tubes per side)	
KRF090016	<input checked="" type="checkbox"/> Frame protection, black											(textile, with velcro)	
KRF090577	<input type="checkbox"/> Frame protection, Plastic, glued to the frame, black											65	
Anti-tip tubes, swing-away													
KRF090004	<input type="radio"/> Left	KRF090005	<input type="radio"/>	Right	(+)								
KRF090006	<input type="checkbox"/> Pair	(+)										(not in combination with tip assist)	213
KRF090050	<input type="checkbox"/> Anti-tip tubes, plug-in, pair	(+)										88	
Tip assist													
KRF090001	<input type="checkbox"/> Left	KRF090002	<input type="checkbox"/>	Right								34	
KRF090003	<input type="checkbox"/> Pair	(+)										(not in combination with anti-tip)	68
KRF090009	<input type="checkbox"/> Crutch holder, loop											(only in combination with tip assist)	81
KRF090010	<input type="checkbox"/> Transit wheels	(+)										234	
FORKS													
KRF080013	<input type="radio"/> Castor fork, Carbotecture®, 111 mm	(L)											
Colour:	<input checked="" type="radio"/> Black	<input type="radio"/>	Silver	<input type="radio"/>	Orange	<input type="radio"/>	Red	(2)	<input type="radio"/>	Blue	(2)		
KRF080029	<input type="radio"/> Castor fork, Aluminium, 123 mm												
Colour:	<input checked="" type="radio"/> Black	<input type="radio"/>	Silver	<input type="radio"/>	Orange								
KRF080008	<input type="checkbox"/> Castor fork, aluminium, one-arm											(only with 4" & 5" Alu soft, Alu solid)	204
Colour:	<input checked="" type="radio"/> Black	<input type="radio"/>	Silver	<input type="radio"/>	Orange	<input type="radio"/>	Red	<input type="checkbox"/>	Blue				
KRF080007	<input type="checkbox"/> Castor fork, aluminium, suspension (Frog Legs®), black	(+)										342	
CASTORS													
KRF080306	<input type="radio"/> Castor, solid (soft), rim: aluminium											(only 4" & 5")	
Colour:	<input checked="" type="radio"/> Silver	<input type="radio"/>	Black	<input type="radio"/>	Orange	<input type="radio"/>	Red	<input type="radio"/>	Blue				
KRF080304	<input type="radio"/> Castor, solid (hard), rim: aluminium	Colour, rim: Silver											(only 4" & 5")
KRF080301	<input type="checkbox"/> Castor, solid (hard), rim: composite, black											(not with one-arm fork)	96
KRF080302	<input type="checkbox"/> Castor, solid (soft), rim: composite, black											(not with one-arm fork, only 5" & 6")	96
REAR WHEELS													
KRF070003	<input type="radio"/> Rear wheel, Lightweight, 24 spokes (silver), straight spokes											(std: black rim/hub, colour options on last page)	
KRF070004	<input type="checkbox"/> Rear wheel, Proton, 24 spokes (black), straight spokes	(L)										(user weight limit 100 kg)	262
KRF070005	<input type="checkbox"/> Rear wheel, Spinergy, 18 spokes (black), straight spokes; hub: silver											529	
KRF070007	<input type="checkbox"/> Rear wheel, Spinergy, 12 spokes (black), straight spokes, hub black											815	
KRF070000	<input type="radio"/> Without rear wheel												
Axle													
KRF070150	<input checked="" type="radio"/> Quick-release axle												
KRF070151	<input type="checkbox"/> Quick-release axle, designed for quads	(3)										65	
TYRES												(choose only one tyre type)	
KRF070107	<input type="radio"/> Tyre, pneumatic, slick, Schwalbe One	(L)											
KRF070102	<input type="radio"/> Tyre, puncture proof, tread	(+)											
KRF070104	<input type="checkbox"/> Tyre, pneumatic, puncture proof, tread, Schwalbe Marathon Plus Evolution	(+)										105	
KRF070101	<input type="checkbox"/> Tyre, pneumatic, fine profile, Schwalbe Right Run											(not in 25")	131
(1):	Only with 0° wheel camber										(3):	Not with Spinergy wheels	
(2):	Red and blue only in combination with soft castors												
	(L)= lightest option (+)= adds 500g or more to the wheelchair-weight												

				£
HANDRIMS				
KRF070201	<input type="radio"/>	Handrims, aluminium, powder-coated, clear	(L)	
KRF070202	<input type="radio"/>	Handrims, aluminium, anodised, silver	(L)	
KRF070203	<input type="checkbox"/>	Handrims, aluminium, powder-coated, coloured	(L)	<i>(select colour on back page, charged once)</i>
KRF070212	<input type="checkbox"/>	Handrims, Ellipse 3R, black	(+)	<i>(ergonomic handrims with rubber-strip)</i> 215
KRF070204	<input type="checkbox"/>	Handrims, stainless steel, silver	(+)	119
KRF070205	<input type="checkbox"/>	Handrims, titanium, untreated		224
KRF070206	<input type="checkbox"/>	Handrims, titanium, powder-coated, clear		224
KRF070207	<input type="checkbox"/>	Handrims, Supergrip®	(+)	268
KRF070208	<input type="checkbox"/>	Handrims, Maxgrepp®	(+)	<i>(only 24")</i> 268
KRF070250	<input type="checkbox"/>	Handrim cover, rubber		<i>(only 24", not with Surge)</i> 109
Hand rim mounting				
KRF070317	<input checked="" type="radio"/>	Handrim mount, narrow (17 mm)		
KRF070307	<input type="radio"/>	Handrim mount, super narrow (7 mm)		<i>(only with stainless steel and Surge)</i>
KRF070327	<input type="radio"/>	Handrim mount, wide (27 mm)		
WHEEL CAMBER <i>(choose only one option)</i>				
KRF070600	<input type="radio"/>	0°		
KRF070602	<input type="radio"/>	2°		<i>(not with COG Adapter, lightweight)</i>
KRF070604	<input type="radio"/>	4°		<i>(not with COG Adapter, lightweight)</i>
WHEEL LOCKS <i>(choose only one option)</i>				
KRF060003	<input type="radio"/>	Compact brake		
KRF060001	<input type="radio"/>	Standard brake		
KRF060024	<input type="checkbox"/>	Lightweight compact brake EVO		174
KRF060004	<input type="checkbox"/>	Compact brake, lightweight	(1)	(L) 174
KRF060002	<input type="checkbox"/>	Knee-lever brake		65
KRF060010	<input type="checkbox"/>	Brake lever extension, knee-lever brake, fold-down		46
ACCESSORIES				
KRF090000	<input checked="" type="radio"/>	Tool kit		
KRF090024	<input checked="" type="radio"/>	High pressure pump (0 - 11 bar)		
KRF090025	<input type="checkbox"/>	Air pump		26
KRF090026	<input type="checkbox"/>	Mobile phone pocket		65
KRF090030	<input type="checkbox"/>	Back pack		92
(1): <i>not available with 4° camber; not with seat depth 34 cm; adjustment of CoG +/- approx. 2.5 cm in the field</i> <i>(L)= lightest option (+)= adds 500g or more to the wheelchair-weight</i>				

COLOURS FOR HANDRIMS				
	Handrim (2)	Hub/Rims		
	£73	£262	Handrim (2)	Hub/Rims
			£73	£262
02 Brilliant Silver	<input type="checkbox"/>		27 Graphite metallic	<input type="checkbox"/>
03 Silver Matt	<input type="checkbox"/>		29 Black	<input type="checkbox"/>
06 Sun Yellow	<input type="checkbox"/>		31 Matt Black	<input type="checkbox"/>
14 Blue	<input type="checkbox"/>	<input type="checkbox"/>	32 Signal White	<input type="checkbox"/>
15 Brilliant Marine	<input type="checkbox"/>		33 Pink	<input type="checkbox"/>
16 Matt Marine	<input type="checkbox"/>		34 Dark Chocolate Metallic	<input type="checkbox"/>
19 Brilliant Purple	<input type="checkbox"/>		35 Skyblue	<input type="checkbox"/>
21 Red Ruby	<input type="checkbox"/>		36 Cyan-Metallic	<input type="checkbox"/>
22 Brilliant Red	<input type="checkbox"/>	<input type="checkbox"/>	37 Marsred (Orange)	<input type="checkbox"/>
23 Matt Red	<input type="checkbox"/>	<input type="checkbox"/>	40 Kiwi	<input type="checkbox"/>
24 Tutti Frutti Orange	<input type="checkbox"/>		41 Flamingo-Glitter	<input type="checkbox"/>
46 Mamba Green	<input type="checkbox"/>		42 Matt-Anthracite	<input type="checkbox"/>

FRAME-COLOURS		(Not including axle or backrest)
KRF100139	<input type="checkbox"/>	Natural Carbon, no coating
KRF100137	<input type="checkbox"/>	Transparent, gloss
KRF100138	<input type="checkbox"/>	Transparent, matt
KRF100122	<input type="checkbox"/>	Black (gloss)
KRF100123	<input type="checkbox"/>	Matt black

FRAME-GRAPHICS "Flying Pixel"		(scratch resistant, non-removeable)	
KRF100590	<input type="checkbox"/>	Frame graphics Flying Pixel, silver	£65.00
KRF100591	<input type="checkbox"/>	Frame graphics Flying Pixel, red	£65.00
KRF100592	<input type="checkbox"/>	Frame graphics Flying Pixel, blue	£65.00

COLOUR STICKERS "QUICKIE" and "Krypton" (3)	
KRF100550	<input type="checkbox"/> Black <small>(Sticker "Quickie" on sideguard will be silver in combination with carbon sideguards)</small>
KRF100551	<input type="checkbox"/> Silver
KRF100552	<input type="checkbox"/> Orange
KRF100553	<input type="checkbox"/> Red
KRF100554	<input type="checkbox"/> Blue

COLOURS FOR LIGHTWEIGHT WHEELS 24"	
KRF100336	<input type="checkbox"/> Rear wheel, lightweight anodized, orange (4)
KRF100337	<input type="checkbox"/> Rear wheel, lightweight anodized, blue (4)
KRF100338	<input type="checkbox"/> Rear wheel, lightweight anodized, red (4)

Comments for special build - please apply for a quote; lead time conditions my change.



Krypton F - Base Price	£3,995
Option price	
Total Price	

(2) Handrim: only with handrim colour powder coated.
(3) no choice possible when frame graphics "Flying Pixel" are chosen.
(4) only with 24" Lightweight wheel, Hub and rim anodized, black spokes

Please follow this measuring method:

The following method is recommended on the basis of extensive practical experience. Deviations are possible in individual instances.

Seat width (SW):

- a) *For the user:* Allow space between sideguard and hip on each side of the chair (approx. 10 - 20 mm altogether)
- b) *On the wheelchair:* From outside frame tube to outside frame tube.

Seat depth (SD):

- a) *For the user:* When sitting upright: leave space for 2 - 3 fingers between front edge of the seat upholstery and back of knee (approx. 30 - 60 mm). Care must be taken with adj. upholstery.
- b) *On the wheelchair:* From back tube to front of seat upholstery.

Front seat height:

- a) *For the user:* When sitting with 90° knee angle:
From back of knee to bottom of shoe sole.
- b) *On the wheelchair:* From front of seat tube to the ground .
(min. 30 mm longer than user measurement)
Remember to include the cushion height.

Rear seat height:

- b) *On the wheelchair:* From back of seat tube to the ground.
Note: Max. seat height difference rear to front is 130 mm

Back height:

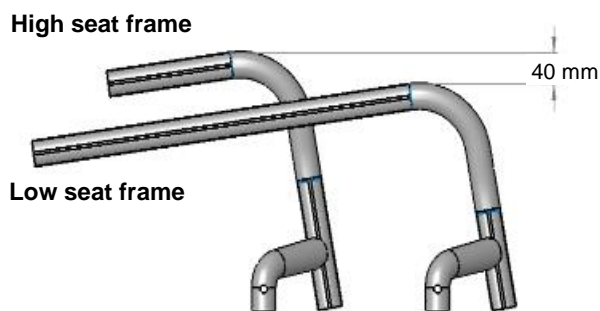
- a) *For the user:* From the seat, including cushion, to be no more than 10 - 20 mm below the lower shoulder blade.
- b) *On the wheelchair:* From back of seat tube to upper edge of backrest upholstery.
Note: The user's ability to sit upright has a major influence on the back height and it can therefore differ considerably

Back angle:

Important: The back height depends on the degree of disability.
0° is the angle 90° to the seat. Negative angles are <90° and positive angles are >90°.

Low Seat Frame vs. High Seat Frame:

The high frame is 40 mm higher than the low frame. So you can choose shorter and lighter forks to minimise the weight of your wheelchair.



Technical Data Overview:

Max. overall height:	950 mm	Max. overall width:	camber	24" rear wheel	25" rear wheel
Max. overall length:	930 mm		For 0° camber:	SW + 170 mm	SW + 170 mm
Max. turning circle:	700 mm		For 2° camber:	SW + 210 mm	SW + 220 mm
Max. safe slope:	7°		For 4° camber:	SW + 260 mm	SW + 270 mm
Wheelchair weight:	from 8.3 kg				
Dismantled weight:	from 5.8 kg				
Weight of heaviest part:	2.1 kg				

All changes in the configuration might change the seat heights.
Manufacturing tolerances are +/- 10 mm for all measurements.

© Sunrise Medical 2017

WEIGHT

We want to be very transparent on weight. The following information will be a guide to the lightest possible Krypton F: how to achieve a 8.3 kg folding-wheelchair, and how to order the lightest possible configuration for your Krypton F

Krypton F: 8.3 kg configuration (Transport weight: 5.8 kg)

Frame: high frame, 92°, 10mm inset, seat width: 360 mm, seat depth: 400mm. Seat height: front 470 mm, rear 420 mm. Axle-stems cut-to-length (KRF010412), CoG Adapter lightweight (KRF070701)

Wheel-lock : lightweight compact wheel-lock

Footrest: Footboard, platform, performance



Backrest: Carbon backrest, EXO superlight, without push-handles

Sideguards: Carbon fibre, slim-style

Rear wheels: 24" Proton wheels with Aluminium handrims (coated or anodized) and Schwalbe One tyres

Forks and casters: 111 mm carbotechnology fork, 3" caster

Please mind that there is a 5% tolerance on all weight specifications due to weight deviations on mounting parts (tyres, castor-wheels etc.)

LIGHTWEIGHT-GUIDE FOR ORDERING THE KRYPTON F

Sunrise Medical offers a wide variety of options for the Krypton F to suit every user's needs. However, most options add significant weight to the wheelchair. To make this more transparent when filling in the order-form, and to assist you in ordering the lightest possible wheelchair, we indicate the approximate weight-increase of the options on the order form:

- (L)** indicates the lightest possible option within the range of options
- (+)** indicates that this option adds more than 500 g to the wheelchair's weight compared to the lightest option within the range

LIGHTWEIGHT OPTIONS FOR THE KRYPTON F

We developed several options for the Krypton F to save weight on the chair without sacrificing daily-use suitability, comfort or durability



Carbon fibre backrest: carbon backrest tubes. Fixed height. (~160 g compared to aluminium backrest)



Axle-stems cut-to-length (KRF010412): specifically cut to your seat-height. Upwards adjustment limited (only +1 cm) (-200 g for rear seat height 430 mm compared to full-length axle-stem)



EXO superlight (KRF030005): lightweight version of the EXO backrest upholstery. EVA-foam padding, adjustable straps, wider cut of the upholstery to cover backrest tubes (~160 g compared to Std. EXO backrest-upholstery)



CoG Adapter, lightweight (KRF070701): (only 0° camber) (~260 g compared to CoG Adapter Standard)

BACKREST

Folding-Matrix for KRF030031 Backrest, fold-down to the front.

		Back height						
Seat width		32.5	35	37.5	40	42.5	45	47.5
32	✓	✓	✓	✓	✓	✓	✓	✓
34	✓	✓	✓	✓	✓	✓	✓	✓
36	✓	✓	✓	✓	✓	✓	✓	✓
38	x	✓	✓	✓	✓	✓	✓	✓
40	x	x	✓	✓	✓	✓	✓	✓
42	x	x	x	✓	✓	✓	✓	✓
44	x	x	x	✓	✓	✓	✓	✓
46	x	x	x	x	✓	✓	✓	✓
48	x	x	x	x	x	✓	✓	✓
50	x	x	x	x	x	x	x	✓



=folds 90° to the front on folded chair



=can't be folded full 90° to the front on folded chair in combination with fold-down pushhandles



=can't be folded full 90° to the front on folded chair



=can't be folded more than 45°



KRF030201
Push handles long



KRF030203
Push handles, fold-down



KRF030204
Push handles, height-adjustable



KRF030316
EXO backrest sling



KRF030317
EXO PRO backrest sling



KRF030005
EXO superlight backrest sling

FOOTBOARDS



KRF050132
Footboard platform,
lightweight, carbon



KRF050059
Footboard platform,
performance



KRF050027
Footboard platform,
lightweight, carbon fibre,
auto folding



KRF050127
Adjustable side
protection

SIDEGUARD & ARMREST



KRF040101 Slim style sideguard



KRF040104 Carbon fibre, cold weather protection, fender



KRF040107 Sideguard, composite, removable (black)



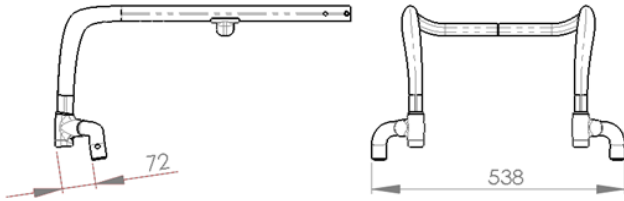
KRF040117 Tubular armrest, swing away, removable, padded



KRF040052 Single-post sideguard, armpad (33 cm)

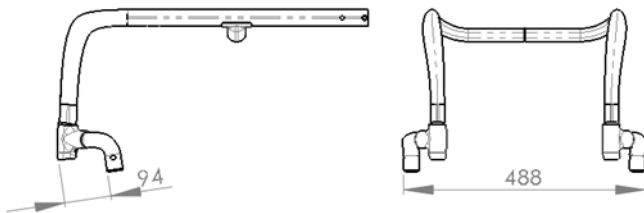
FRAME VERSIONS: CASTOR HOUSE POSITIONS

Position wide:



Further to the front and wider position of the castors for optimised rolling resistance and improved front-stability

Position narrow:



20 mm further rearwards and 20 mm per side more narrow position of the castors for a more narrow front-end and improved manoeuvrability in tight spaces



KRF10301 Castor house position wide



KRF10302 Castor house position narrow



FRAME ACCESSORIES



KRF090001
Tip assist



KRF090004
Anti-tip tubes SA



KRF090010
Transit Wheels



KRF090007
Quickie style anti tip tubes pluggable



KRF090010
Frame protection, Plastic, glued to the frame, black



KRF070703
CoG Adapter, Standard



KRF070701
CoG Adapter, lightweight

FORKS



KRF080013 & KRF080306
Castor fork, Carbotechnology & Castor solid (soft) aluminum



KRF080008
Castor fork, aluminum, one-arm, red

REAR WHEELS & HANDRIMS



KRF070001
Universal wheel



KRF070002
Design wheel



KRF070003
Lightweight wheel



KRF070004
Proton wheel



KRF070212
Handrims Ellipse 3R



KRF070208
Handrims Maxgrepp

TYRES



KRF070101
Schwalbe Right Run



KRF070107
Schwalbe One



KRF070104
Schwalbe Marathon Plus



KRF070102
Tyre, puncture proof

WHEEL LOCKS



KRF060001
Standard brake



KRF060002
Knee lever brake



KRF060003
Compact brake



KRF060004
Lightweight Compact brake

FRAME COLOURS



1. *Transparent, gloss*
2. *Transparent, matt*
3. *Black, gloss*
4. *Black, matt*

FRAME GRAPHIC "FLYING PIXELS"



From left to right:

- *Frame graphics Flying Pixel, red*
- *Frame graphics Flying Pixel, silver*
- *Frame graphics Flying Pixel, blue*

24 " LIGHT WEIGHT WHEEL COLOURS



*KRF100336
Lightweight wheel, anodized orange*



*KRF100337
Lightweight wheel, anodized blue*



*KRF100338
Lightweight wheel, anodized red*